



Dealer Formula Update Instructions – Windows 7 or newer

(Datacolor Paintmaker or Paint 1.2.44 will not be supported on Windows 10)

This document will provide step by step instructions on how to install necessary color formula updates.

Minimum requirements for these updates are as follows:

Datacolor Paint POS Software (Paintmaker 98 or Paint 1.2.44)

Windows 7 Operating system or higher

Internet Connection

USB Flash Drive (Alternative option in case there is no internet connection on the formula retrieval PC itself)

Support Contact:

Waleed Ahmed

Americas Chromascan Project Lead

waleed.ahmed@akzonobel.com

(W) 713-684-5846 (C) 832-857-3229

Laura Forero

Chromascan Operations Admin.

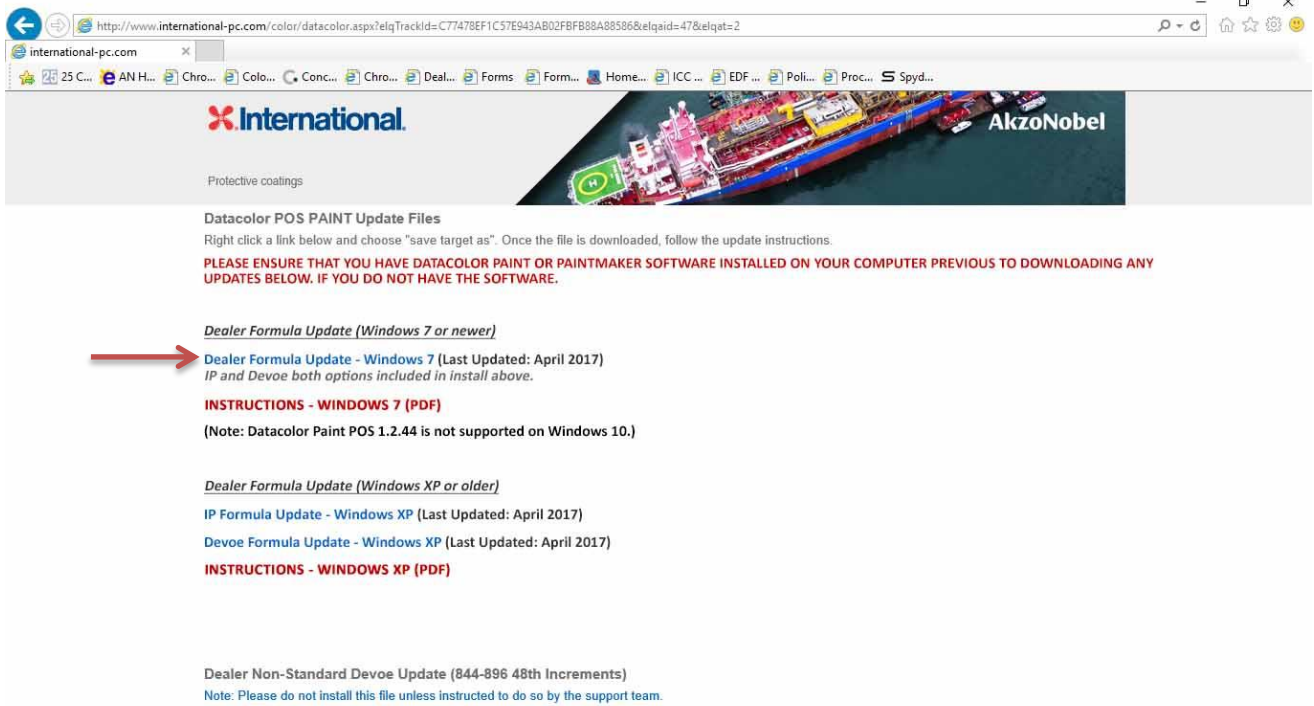
Laura.Forero@akzonobel.com

(W) 713-684-1297

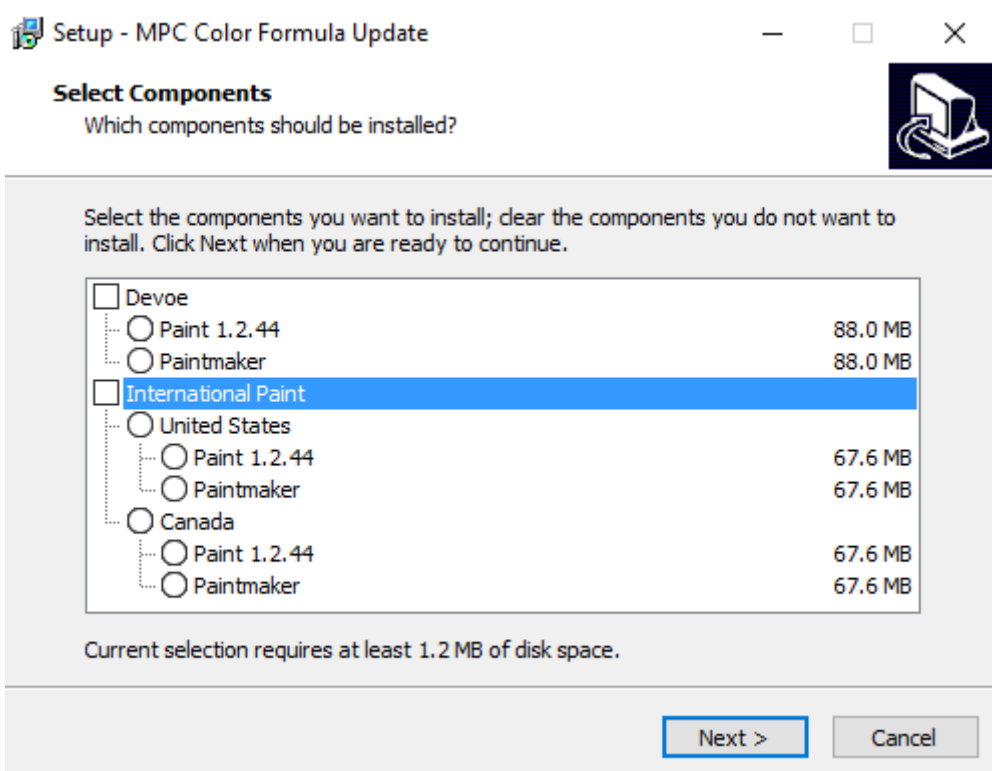
If you do not have the Datacolor Paint POS software, please ensure that the Datacolor software is installed and activated before proceeding any further. You can always call Datacolor Support at 1800-982-6496 to help with the software installation.

Please follow the instructions below to retrieve your color updates.

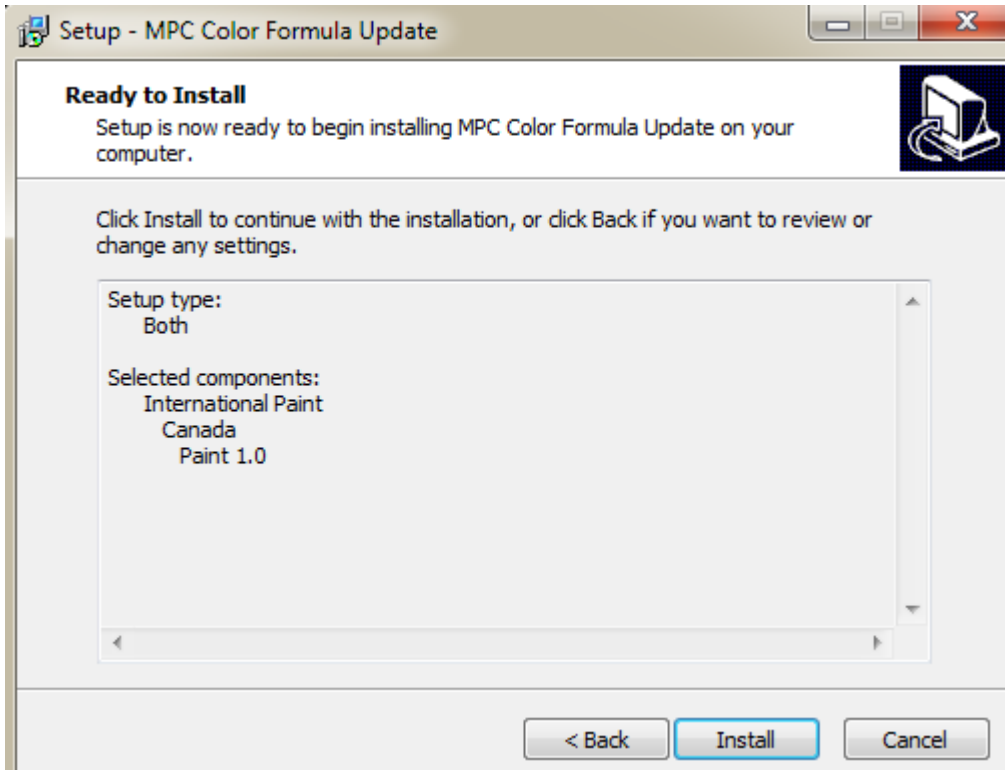
- Open the following link in your Internet Explorer
- [Dealer Formula Update Web Page](#)



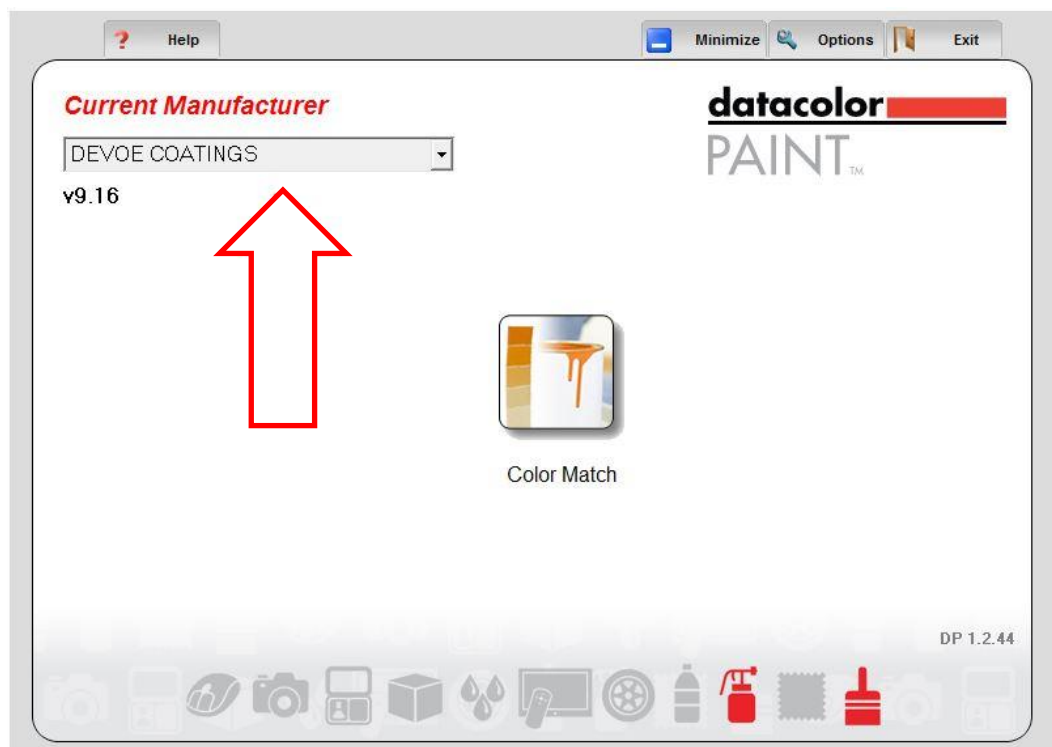
- Right click on “Dealer Formula Update – Windows 7” and click save target as and save the file to your Desktop.
- Locate the file on your Desktop and Double Click on the icon to run the file.
- Click “Yes” on the User Account Control window, if applicable.
- You shall now see the window below.



- Select the options that are applicable to you.
- Click Next.



- Click Install.
- Once install is completed successfully open your Datacolor Software and check if the new manufacturer formula databases show up.



If you have any questions or trouble feel free to contact us for support. Thank you.